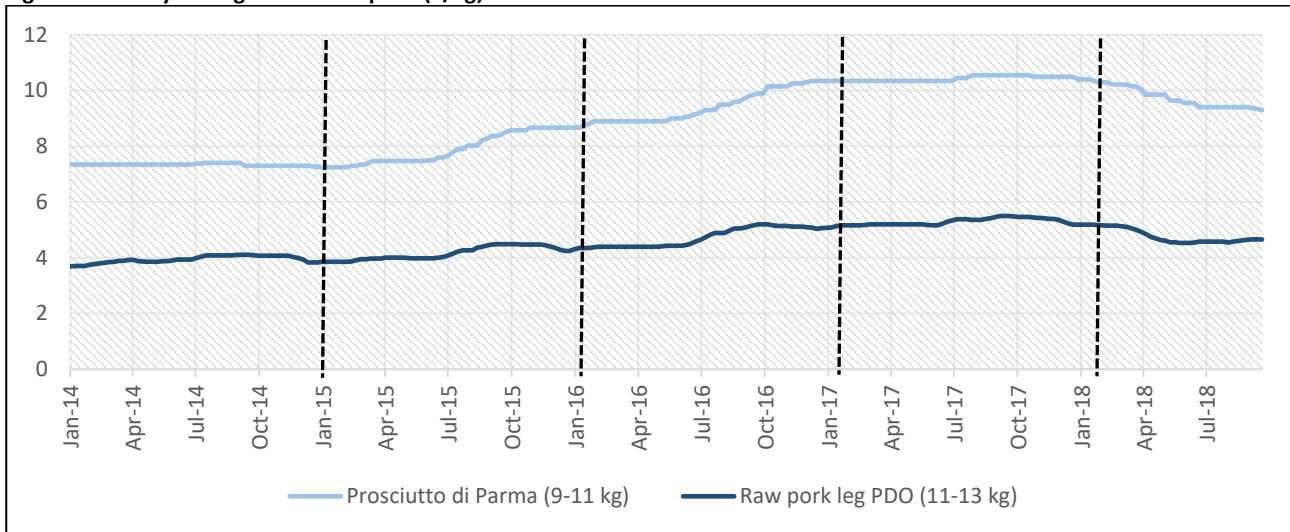


**PRICES OF THE MADE IN ITALY PRODUCTS:  
PROSCIUTTO DI PARMA PDO – OCTOBER 2018**

**Figure 1: Weekly average wholesale price (€/kg) of the PROSCIUTTO DI PARMA\* and the RAW FRESH PORK LEG PDO**



\*Seasoned 12 months or more depending on the size (DM n. 67054 5/12/2005)

Source: Unioncamere-BMTI computation on data collected by the Parma Chamber of Commerce and CUN Tagli

**Table 1: Annual average wholesale price (€/kg) of the PROSCIUTTO DI PARMA\* and the RAW FRESH PORK LEG PDO**

	2014 (Jan-Sep)	2015 (Jan-Sep)	2016 (Jan-Sep)	2017 (Jan-Sep)	2018 (Jan-Sep)	Var.% 2018 / 2017
Prosciutto di Parma (9-11 kg)	7,34	7,90	9,39	10,43	9,79	↑ 11,1%
Raw pork leg PDO (11-13 kg)	3,61	6,27	6,61	7,19	6,91	↑ 8,7%

\*Seasoned 12 months or more depending on the size (DM n. 67054 5/12/2005)

Source: Unioncamere-BMTI computation on data collected by the Parma Chamber of Commerce and CUN Tagli

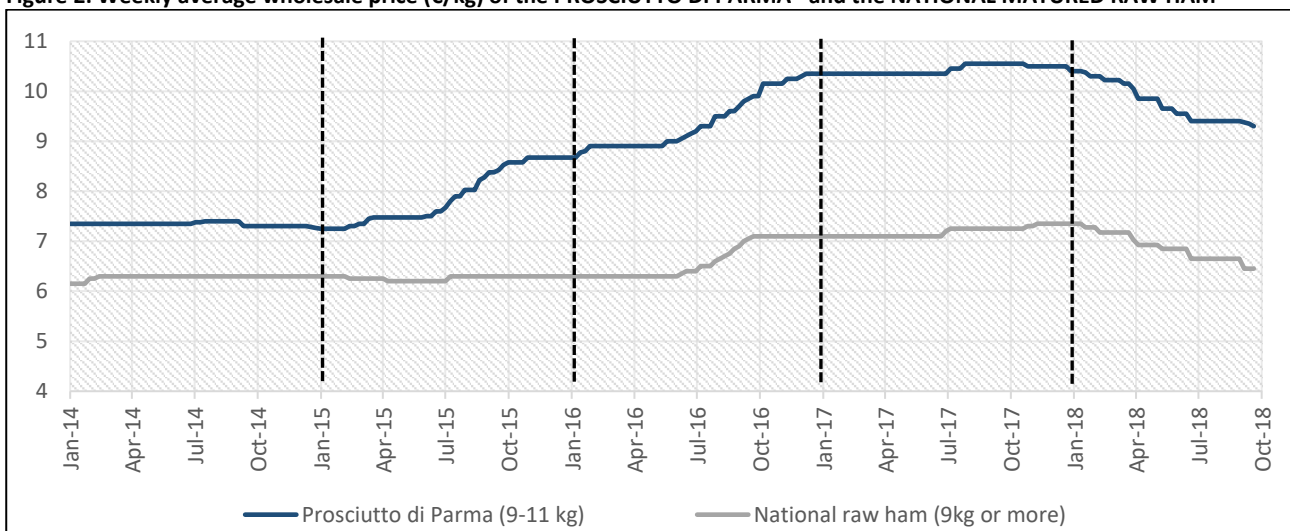
**Table 2: Monthly average wholesale price (€/kg) of the PROSCIUTTO DI PARMA\* and the RAW FRESH PORK LEG PDO**

	Sep-17	Oct-17	Nov-17	Dec-17	Jan-18	Feb-18	Mar-18	Apr-18	May-18	Jun-18	Jul-18	Aug-18	Sep-18	Var.% Sep-18 / Aug-18	Var.% Sep-18 / Sep-17
Prosciutto di Parma (9-11 kg)	10,55	10,54	10,50	10,50	10,38	10,26	10,19	9,89	9,70	9,51	9,40	9,40	9,36	↓ -0,5%	↓ -11,3%
Raw pork leg PDO (11-13 kg)	5,17	5,11	5,04	4,93	4,87	4,84	4,76	4,55	4,40	4,38	4,40	4,29	4,21	↓ -1,9%	↓ -18,5%

\*Seasoned 12 months or more depending on the size (DM n. 67054 5/12/2005)

Source: Unioncamere-BMTI computation on data collected by the Parma Chamber of Commerce and CUN Tagli

**Figure 2: Weekly average wholesale price (€/kg) of the PROSCIUTTO DI PARMA\* and the NATIONAL MATURED RAW HAM**



\*Seasoned 12 months or more depending on the size (DM n. 67054 5/12/2005)

Source: Unioncamere-BMTI computation on data collected by the Parma Chamber of Commerce

**PRICES OF THE MADE IN ITALY PRODUCTS:  
PROSCIUTTO DI PARMA PDO – OCTOBER 2018**

**Table 3: Annual average wholesale price (€/kg) of the PROSCIUTTO DI PARMA\* and the NATIONAL MATURED RAW HAM**

	2014 (Jan-Sep)	2015 (Jan-Sep)	2016 (Jan-Sep)	2017 (Jan-Sep)	2018 (Jan-Sep)	Var.% 2018 / 2017
Prosciutto di Parma (9-11 kg)	7,36	7,65	9,12	10,40	9,79	↓ -5,9%
National raw ham (9 kg or more)	6,30	6,26	6,61	7,19	6,81	↓ -5,2%

\*Seasoned 12 months or more depending on the size (DM n. 67054 5/12/2005)

Source: Unioncamere-BMTI computation on data collected by the Parma Chamber of Commerce

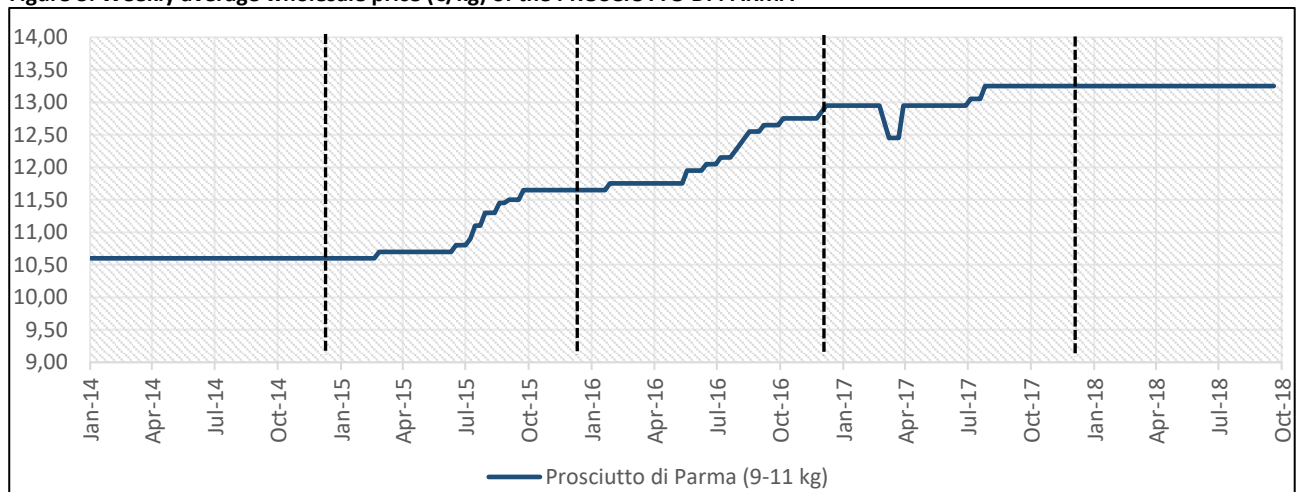
**Table 4: Monthly average wholesale price (€/kg) of the PROSCIUTTO DI PARMA\* and the NATIONAL MATURED RAW HAM**

	Sep-17	Oct-17	Nov-17	Dec-17	Jan-18	Feb-18	Mar-18	Apr-18	May-18	Jun-18	Jul-18	Aug-18	Sep-18	Var.% Sep-18 Aug-18	Var.% Sep-18 Sep-17
Prosciutto di Parma (9-11 kg)	10,55	10,54	10,50	10,50	10,38	10,26	10,19	9,89	9,70	9,51	9,40	9,40	9,36	↓ -0,5%	↓ -11,3%
National raw ham (9 kg or more)	7,25	7,26	7,34	7,35	7,32	7,20	7,18	6,95	6,87	6,80	6,65	6,65	6,50	↓ -2,3%	↓ -10,3%

\*Seasoned 12 months or more depending on the size (DM n. 67054 5/12/2005)

Source: Unioncamere-BMTI computation on data collected by the Parma Chamber of Commerce

**Figure 3: Weekly average wholesale price (€/kg) of the PROSCIUTTO DI PARMA\***



\*Seasoned 16 months or more –from producer to retail. Ham stamped by the Prosciutto di Parma Consortium

Source: Unioncamere-BMTI computation on data collected by the Parma Chamber of Commerce

**MAIN FINDINGS FOR THE PROSCIUTTO DI PARMA MARKET IN THE FIRST NINE MONTHS OF 2018:**

- ✓ The **wholesale price of Prosciutto di Parma** (with a weight between 9 and 11 kilos and matured for 16 months and over, diagram 3), remains stable on sustained levels with values staying at 13.35 €/kg in the first nine months of 2018, slightly increasing compared to 2017 (+ 2.1% rate). A slight rise in itself that however confirms the positive performance which has emerged in these recent years, with the wholesale price increasing between 2015 and 2018 at an annual rate of 7%.
- ✓ Regarding the wholesale prices of Prosciutto di Parma (with a weight between 9 and 11 kilos and matured for 12 months and over), 2018 instead showed a drop compared to the year before, with values going from 10.40 €/kg to 9.79 €/kg (-5.9%), however higher compared to the average price recorded in the years 2014, 2015 and 2016.
- ✓ The downturn of the wholesale price of Prosciutto di Parma is due to the price reduction of raw material, the fresh legs of pork intended for the production of Prosciutto PDO, decreasing at a rate of 8.8% in the first nine months of 2018.