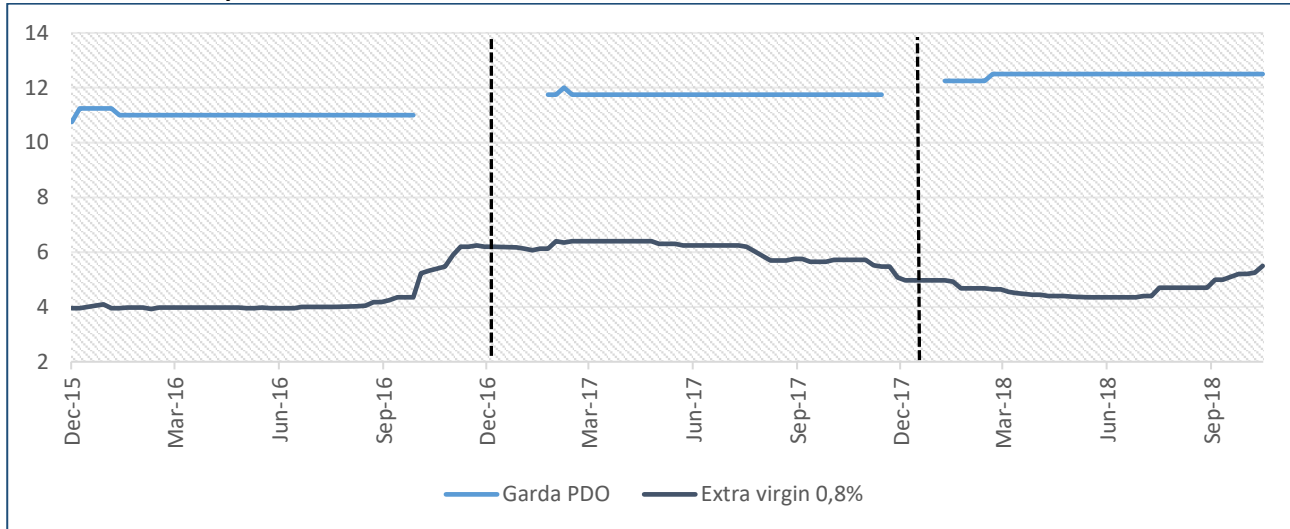


**PRICE OF MADE IN ITALY PRODUCT:
GARDA PDO EXTRA VIRGIN OLIVE OIL – NOVEMBER 2018**

Figure 1: Weekly average wholesale price (€/kg) of the GARDA PDO extra virgin olive oil and extra virgin olive oil with 0.8 % acidity



Source: Unioncamere-BMTI computation on data collected by the Verona Chamber of Commerce. The price is computed as the average between minimum and maximum of the wholesale price. The extra virgin olive oil containing an acidity of no more than 0.8% has been selected as the generic product.

Table 1: Average wholesale price (€/kg) of the GARDA PDO extra virgin olive oil and the extra virgin olive oil with 0.8 % acidity by campaign*

	2015-2016	2016-2017	2017-2018	Var.% 2017-18/ 2016-17
Extravergine Garda PDO	11,01	11,76	12,46	↑ 6,0%
Extra virgin 0,8%	4,10	6,11	4,78	↓ -21,8%

Source: Unioncamere-BMTI computation on data collected by the Verona Chamber of Commerce.

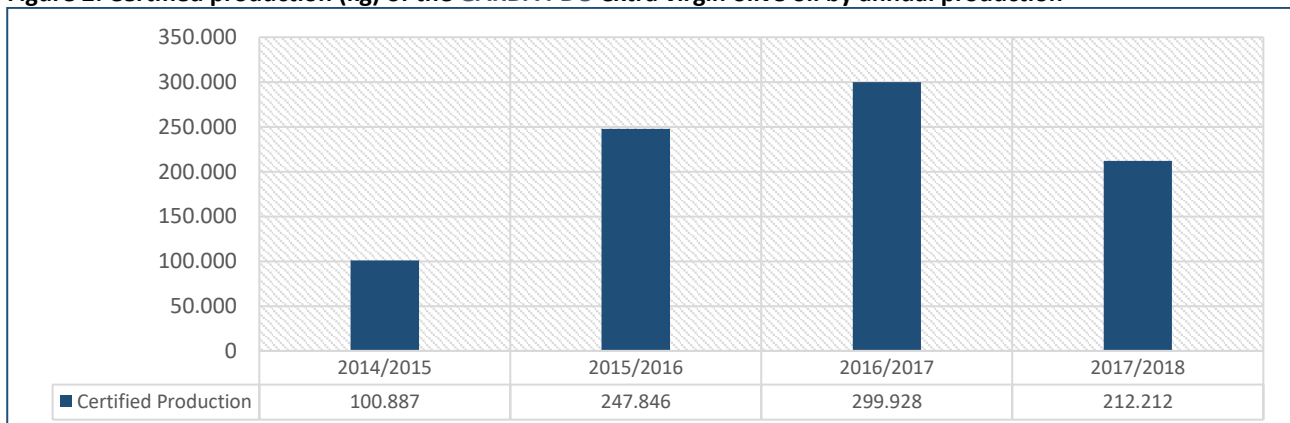
* 1 November – 31 October

Table 2: Average wholesale price (€/kg) of the GARDA PDO extra virgin olive oil and the extra virgin olive oil with 0.8 % acidity by month

	Oct-17	Nov-17	Dec-17	Jan-18	Feb-18	Mar-18	Apr-18	May-18	Jun-18	Jul-18	Aug-18	Sep-18	Oct-18	Var.% Oct-18 Sep-18	Var.% Oct-18 Oct-17
Garda PDO	11,75	11,75		12,25	12,25	12,50	12,50	12,50	12,50	12,50	12,50	12,50	12,50	→ 0,0%	↑ 6,4%
Extra virgin 0,8%	5,70	5,61	5,18	4,96	4,68	4,59	4,43	4,38	4,35	4,44	4,70	4,85	5,25	↑ 8,2%	↓ -7,8%

Source: Unioncamere-BMTI computation on data collected by the Verona Chamber of Commerce.

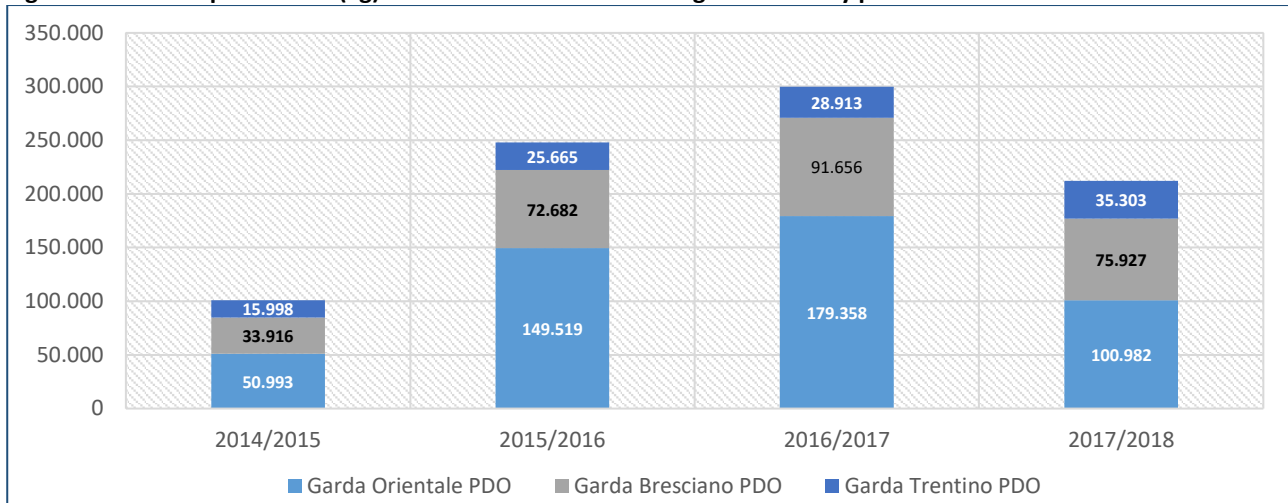
Figure 2: Certified production (kg) of the GARDA PDO extra virgin olive oil by annual production



Source: Unioncamere-BMTI computation on data collected by the Consortium for the protection of Garda PDO.

PRICE OF MADE IN ITALY PRODUCT:
GARDA PDO EXTRA VIRGIN OLIVE OIL – NOVEMBER 2018

Figure 3: Certified production (kg) of the GARDA PDO extra virgin olive oil by production area



Source: Unioncamere-BMTI computation on data collected by the Consortium for the protection of Garda PDO.

Figure 4: Production areas as shares of the total production of the GARDA PDO in 2017/18

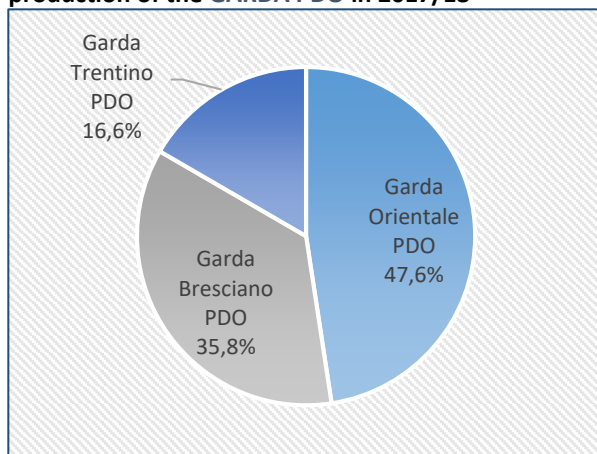
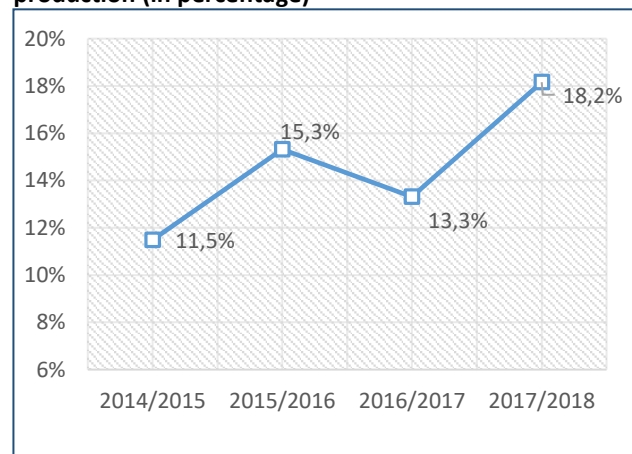


Figure 5: Average yield of the GARDA PDO oil certified production (in percentage)



Source: Unioncamere-BMTI computation on data collected by the Consortium for the protection of Garda PDO.

MAIN FINDINGS FOR THE 2017/2018 SEASON:

- ✓ Unlike the national increase, the **certified production** of the Garda PDO fell in the 2017/18 season (figure 2), going from approximately 300 thousand kilos (2016/17 season) to just above 212 thousand kilos (-29%, computation on data provided by the Consortium for the protection of Garda PDO). The 2017/18 certified production is also lower than level achieved in the 2015/16 season, nearly 250 thousand kilos.
- ✓ The decline in the level of production level played an important role in maintaining the price of the **Garda PDO extra virgin olive oil** above the threshold of 12 €/kg. In particular, the yearly average price reached 12,46 €/kg, 6% more compared to the 2016/17 season (computation on the Verona Chamber of Commerce) (table 1). Also, the price differential between the Garda PDO and the conventional extra virgin olive oil (0,8% of acidity) rose further, from 5,64 €/kg to 7,68 €/kg.
- ✓ With regard to the **production areas**, the production of both the Gardà Orientale PDO and the Gardà Bresciano PDO dropped, 44% and 17% less compared to the 2016/17 season, respectively. On the other hand, the production of the Gardà Trentino PDO increased by 22% (figure 3). Following this rise, the Gardà Trentino PDO as a share of the overall certified production went up (from 9,6% to 16,%), although it is still lower than the share of the Gardà Orientale PDO (47,6%) and the Gardà Bresciano PDO (35,8%) (figure 4).